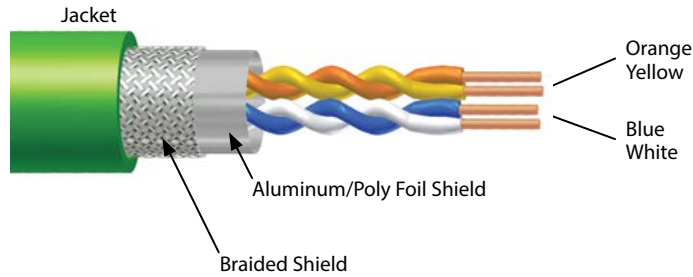


## PROFINET, Cable Specifications, 4-wire

- Compliant with PROFINET Cable Standards
- Cable is UL Rated for Sunlight and Oil Resistant



We reserve the right to make technical alterations without prior notice.

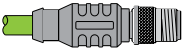
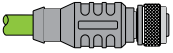
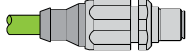
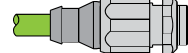

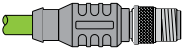
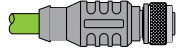

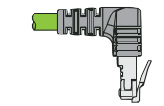

PROFINET Media

Version	Type	Approvals	Data Pair		Outer Jacket Material Color Nominal O.D.	Shields Type	Bulk Cable Part Number / Weight/300 M
			AWG Color Code	DCR (/1000 feet) Insulation			
<b>Type A Stationary with solid conductors</b>	<b>421 80 °C, 600 V</b>	UL ITC/PLTC AWM	4UTPX22 AWG Solid	17.2 Ohm	TPE/Green 7.8 mm	Foil/Braid	RB51604* <sup>M</sup> , 49 lbs.
<b>Type C Highly flexible with stranded conductors</b>	<b>423 80 °C, 600 V</b>	UL ITC/PLTC	4UTPX22 AWG Stranded	17.5 Ohm	TPE/Green 8.1 mm	Foil/Braid	RB51216* <sup>M</sup> , 49 lbs. Flexlife®

\* Indicates length  
Standard spool lengths are 30, 75, 100, 150, 200, 225, 300 meters. Consult factory for other lengths.

# PROFINET Physical Media Connectivity

## PROFINET, (M12x1) Eurofast®, RJ45, Cables and Extensions - Shielded Cable D-coded

		Eurofast (Male)	Eurofast (Female)	Eurofast (Male)	Eurofast (Female)
		1 	2 	3 	4 
		RSSD	RKSD	FSSDED	FKSDED
		RSSD 42x-*M	RKSD 42x-*M	FSSDED 42x-*M	FKSDED 42x-*M
Bare					
Eurofast (Male)	1 	RSSD RSSD 42x-*M	RSSD RKSD 42x-*M	RSSD FSSDED 42x-*M	RSSD FKSDED 42x-*M
	RSSD				
Eurofast (Female)	2 		RKSD RKSD 42x-*M	RKSD FSSDED 42x-*M	RKSD FKSDED 42x-*M
	RKSD				
RJ45 Plug	5 			RJ45S FSSDED 42x-*M	RJ45S FKSDED 42x-*M
	RJ45S				
WRJ45 Plug	6 			WRJ45ES FSSDED 42x-*M	WRJ45ES FKSDED 42x-*M
	WRJ45ES				
RJ45M IP67 Plug	7 			RJ45SMIP67 FSSDED 42x-*M	RJ45SMIP67 FKSDED 42x-*M
	RJ45SMIP67				

We reserve the right to make technical alterations without prior notice.

See pages L8 - L9 for dimensional drawings.

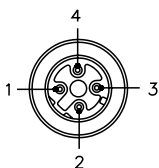
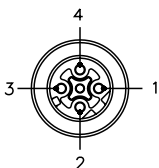
\* Indicates length in meters.

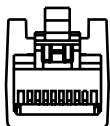
x Indicates cable type.

Standard cable lengths are 1, 2, 4, 6, 8, 10, 15, and in +5 meter increments from there. Consult factory for other lengths.



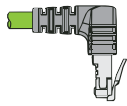
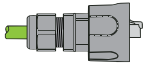
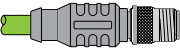
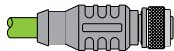

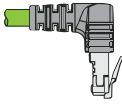
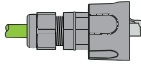
For stainless steel coupling nuts change part number RSSD ... RSSDV, FSSDED ... FSSDEDV.

For right angle RJ45, select WRJ45I for internal tab or WRJ45E for external tab.

Eurofast	Pinouts	Eurofast
Male		Female
	1. Yellow (+tx) 2. White (+rx) 3. Orange (-tx) 4. Blue (-rx)	

RJ45 Pinout	RJ45 Plug
1. Yellow 2. Orange 3. White 4. N/C 5. N/C 6. Blue 7. N/C 8. N/C	Male  12345678

PROFINET, (M12x1) Eurofast®, RJ45, Cables and Extensions - Shielded Cable D-coded

		RJ45 Plug	WRJ45 Plug	RJ45M IP67 Plug
 <p>Bare</p>		<p>5</p>  <p>RJ45S</p>	<p>6</p>  <p>WRJ45ES</p>	<p>7</p>  <p>RJ45SMIP67</p>
		RJ45S 42x-*M	WRJ45ES 42x-*M	RJ45SMIP67 42x-*M
<b>Eurofast (Male)</b>	<p>1</p>  <p>RSSD</p>	RSSD RJ45S 42x-*M	RSSD WRJ45ES 42x-*M	RSSD RJ45SMIP67 42x-*M
<b>Eurofast (Female)</b>	<p>2</p>  <p>RKSD</p>	RKSD RJ45S 42x-*M	RKSD WRJ45ES 42x-*M	RKSD RJ45SMIP67 42x-*M
<b>RJ45 Plug</b>	<p>5</p>  <p>RJ45S</p>	RJ45S RJ45S 42x-*M		RJ45S RJ45SMIP67 42x-*M
<b>WRJ45 Plug</b>	<p>6</p>  <p>WRJ45ES</p>	WRJ45ES RJ45S 42x-*M	WRJ45ES WRJ45ES 42x-*M	WRJ45ES RJ45SMIP67 42x-*M
<b>RJ45M IP67 Plug</b>	<p>7</p>  <p>RJ45SMIP67</p>	RJ45SMIP67 RJ45S 42x-*M	RJ45SMIP67 WRJ45ES 42x-*M	RJ45SMIP67 RJ45SMIP67 42x-*M

We reserve the right to make technical alterations without prior notice.

PROFINET Media

See pages L8 - L9 for dimensional drawings.

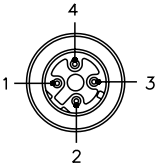
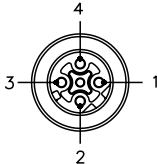
\* Indicates length in meters.

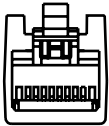
x Indicates cable type.

Standard cable lengths are 1, 2, 4, 6, 8, 10, 15, and in +5 meter increments from there. Consult factory for other lengths.

For stainless steel coupling nuts change part number RSSD ... RSSDV, FSSDED ... FSSDEDV.

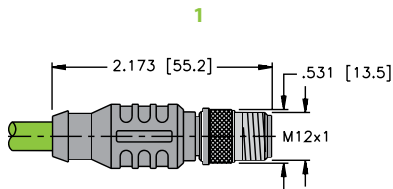
For right angle RJ45, select WRJ45I for internal tab or WRJ45E for external tab.

Eurofast	Pinouts	Eurofast
<b>Male</b>		<b>Female</b>
	<p>1. Yellow (+tx) 2. White (+rx) 3. Orange (-tx) 4. Blue (-rx)</p>	

RJ45 Pinout	RJ45 Plug
<p>1. Yellow 2. Orange 3. White 4. N/C 5. N/C 6. Blue 7. N/C 8. N/C</p>	<p><b>Male</b></p>  <p>12345678</p>

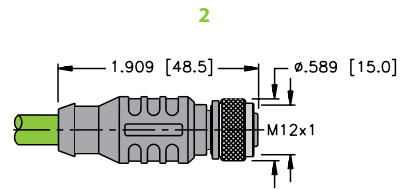
### Specifications

<b>Overmold:</b>	TPU	<b>Protection:</b>	NEMA 1, 3, 4, 6P and IEC IP 67
<b>Coupling Nut:</b>	Nickel Plated CuZn or Stainless Steel	<b>Rated Voltage:</b>	250 V
<b>Contact Carrier:</b>	TPU (Polyurethane) or POM (Nylon)	<b>Rated Current:</b>	4 A
<b>Contacts:</b>	Gold Plated CuZn	<b>Ambient Temperature:</b>	-40 °C to +80 °C (32 °F to +176 °F)



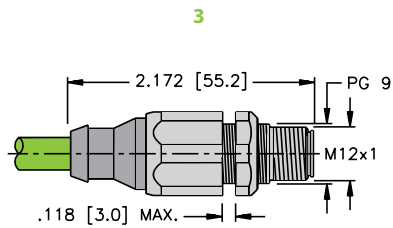
RSCD/RSSD ..

Page L4



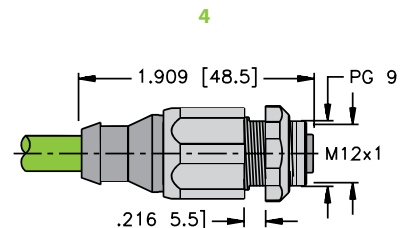
RKCD/RKSD ..

Page L4



FSSDED ..

Page L4



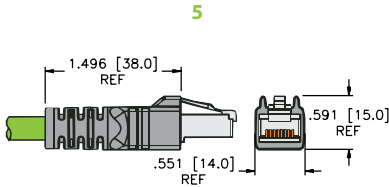
FKSDED ..

Page L4

We reserve the right to make technical alterations without prior notice.

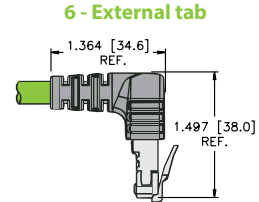
Specifications

<b>Overmold:</b>	TPU	<b>Rated Voltage:</b>	42 V
<b>Plug Material:</b>	Polycarbonate	<b>Rated Current:</b>	1.5 A
<b>Protection:</b>	NEMA 1 and IEC IP 20 and IP 67	<b>Ambient Temperature:</b>	-25 °C to +75 °C (-22 °F to +176 °F)



RJ45/RJ45S ..

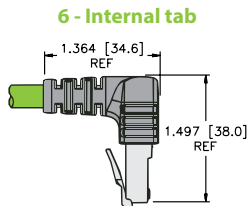
Page L4



WRJ45E/WRJ45ES ..

External tab

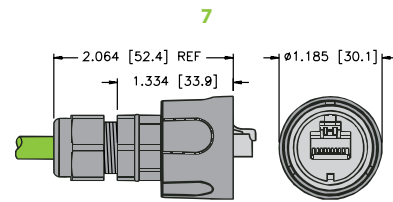
Page L4



WRJ45I/WRJ45IS ..

Internal tab

Page L4



RJ45MIP67/RJ45SMIP67..

Page L4

We reserve the right to make technical alterations without prior notice.

PROFINET Media

# PROFINET Physical Media Connectivity

## PROFINET, Receptacle

- Transitions from a RJ45 Connector to a 4-wire Eurofast® Connector

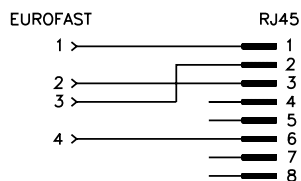


Housing Style	Part Number	Features
	<b>FKSD RJ45SF 44</b>	Polyurethane, TPU Overmold, 42 V, 1.5 A, -40 °C to +75 °C
	<b>FKSD RJ45SF 44/ST</b>	Polyurethane, TPU Overmold, 42 V, 1.5 A, -40 °C to +75 °C
	<b>FKD FKD 44/M12</b>	4 A, 50 V, -25 °C to +85 °C, wired one-to-one

We reserve the right to make technical alterations without prior notice.

Panel mounting clearance hole 19/32" (15 mm). Panel thickness: .060-.120" (1.5-3 mm)

### Wiring Diagrams



PROFINET, 4-Pin D-coded Field Wireables

- Allows for Quick Connections when Pre-Molded Cables are not available
- Available in Male, Straight and Right Angle Connector configurations



We reserve the right to make technical alterations without prior notice.

Housing Style	Female Part Number	Male Part Number	Features	Pinout
<p><b>CMBD 81..</b></p>	CMBD 8141-0/PG9	CMBSD 8141-0/PG9	4 A, 250 V, -40 °C to +85 °C, mates with female 4-pin D-coded Eurofast® cordsets and receptacles	<p><b>Female</b></p>
<p><b>CMBSD 81..</b></p>				
<p><b>CMBD 82..</b></p>	CMBD 8241-0/PG9	CMBSD 8241-0/PG9		<p><b>Male</b></p>
<p><b>CMBSD 82..</b></p>				

PROFINET Media

# PROFINET Physical Media Connectivity

## PROFINET, RJ45 Field Wireable

- Allows for Quick Connections in the field
- Fully Shielded
- Includes assembly instructions



Housing	Part Number	Features	Pinout
	<b>Connector, RJ45S 42 IDC</b>	22-26 AWG, -20 °C to 70 °C, 6 - 7 mm cable diameter	1. Yellow (+TX) 2. Orange (-TX) 3. White (+RX) 4. N/C 5. N/C 6. Blue (-RX) 7. N/C 8. N/C
	<b>Connector, RJ45S 84 IDC (7- 8 mm)</b>	22-26 AWG, -20 °C to 70 °C, 7 - 8 mm cable diameter	

We reserve the right to make technical alterations without prior notice.